


Pinnacle Grade Book Parent Viewer

Pinnacle Internet Viewer (PIV)

Welcome to the Pinnacle Internet Viewer.

This application allows you to view your student's grades and attendance in a real-time atmosphere. By using your student's id number and the password assigned by your school district, you will be able to view your student's current information as well as information from previous marking periods.



User name

Password

School

Open your Internet and navigate to the following webpage:

gradebook.dysart.org/pinnacle/piv

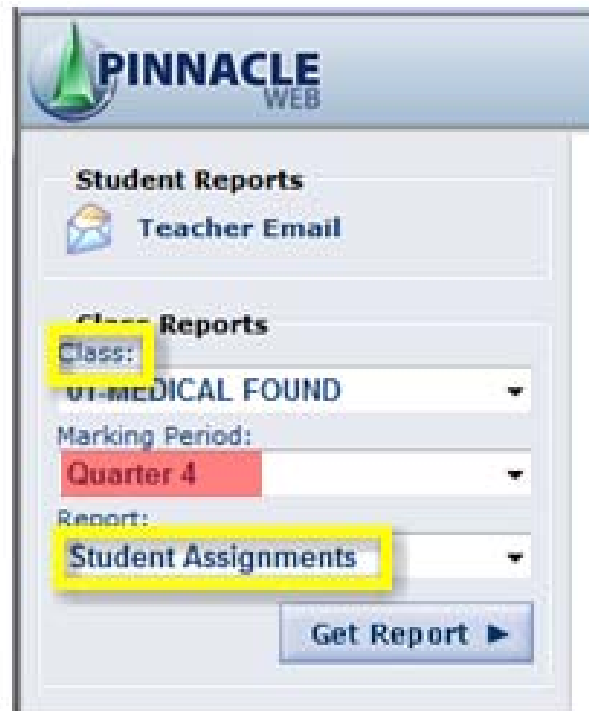
Enter the **User name** and **Password** previously sent to you for your student.



The image shows a login form with the following elements:

- An icon of a computer monitor and a padlock on the left.
- A red arrow pointing from the padlock icon towards the 'User name' field.
- A text label 'User name' with a red rectangular box around it, positioned above an empty text input field.
- A text label 'Password' positioned above an empty text input field.
- A text label 'School' positioned above a dropdown menu.
- The dropdown menu currently displays 'Valley Vista High School' with a small downward-pointing arrow on the right side.
- A 'Logon' button located below the dropdown menu.

Access your student's **class reports** using the **drop down menus** on the left side of the web page.



The screenshot shows the PINNACLE WEB interface. At the top, there is a logo with a green sailboat and the text "PINNACLE WEB". Below the logo, there is a section titled "Student Reports" with a "Teacher Email" link. Underneath, there is a section titled "Class Reports" with three dropdown menus. The first dropdown menu is labeled "Class:" and has "01-MEDICAL FOUND" selected. The second dropdown menu is labeled "Marking Period:" and has "Quarter 4" selected. The third dropdown menu is labeled "Report:" and has "Student Assignments" selected. A "Get Report" button is located at the bottom right of the form.

PINNACLE
WEB

Student Reports
Teacher Email

Class Reports
Class: 01-MEDICAL FOUND
Marking Period: Quarter 4
Report: Student Assignments
Get Report ▶

Report Selections

- Select the class you want to review.
- Select the current marking period.
- Select type of report you would like to review.
- Finish by selecting Get Report.



The screenshot shows a web interface for generating reports. It features a title 'Class Reports' and a label 'Class:' above a dropdown menu. The dropdown menu is open, displaying a list of class options: '01-MEDICAL FOUND', '01-MEDICAL FOUND', '02-CREATIVE FOODS', '03-LUNCH', '04-SPANISH 2', and '05-ENGLISH 3'. The first '01-MEDICAL FOUND' option is highlighted in blue. Below the dropdown menu is a blue button with the text 'Get Report' and a right-pointing triangle icon.

Student Assignment Reports

- Lists all the assignments given during the selected marking period.
- To receive more information on an assignment, double-click on an assignment *Description*.
- If *Categories* have been set up, you can also view category points, percentages and letter grades in the table below the list of assignments.

Student Assignments

Class:	04-SPANISH
Teacher:	
Student:	

Assignments							
No.	Description	Due Date	Category	Grade	Max	Letter	Comments
1	Hernan Cortez cultural project	Mar 19	Projects/Labs	25	25	A	
2	Dialogo#7	Mar 24	Classwork	25	25	A	
7	Order of events project	Apr 7	Projects/Labs		30		
8	La Bamba compare and contrast cultural project	Apr 9	Projects/Labs		25		
					100%	A	


Double-Click on the Assignment for more information.

Comments
No comments.

Missing Assignments

Class:	04-SPANISH
Teacher:	
Student:	

Assignments				
No.	Description	Due Date	Category	Max
1	Refleccion#5	Mar 24	Classwork	25
2	Refleccion#6	Mar 31	Classwork	25
3	Order of events project	Apr 7	Projects/Labs	30



Double Click on the Assignment name to get details about the assignments.

The **Missing Assignments** report provides you with a list of each assignment your student has not completed.

Pinnacle Grade Book *Benefits*

- *Real-time*

- ✓ Students' progress is **available 24/7** for teachers, parents, principals, coaches and counselors across the DUSD community.

- *Email Notification*

- ✓ Parents will soon have the option to receive automatic emails regarding grades and attendance for their students. Parents will have the ability to set thresholds for **email notification** for unexcused absences, progress reports at desired intervals and when a grade drops below a certain level.

- *Pinnacle Internet Viewer*

- ✓ Parents will have the ability to view, down to the assignment level, for each class to view grades on **individual assessments**.

Pinnacle Grade Book –

Opting out of paper Progress Reports

- Complete form that was mailed to your home.
- Check box that says
“I do not wish to have a copy of my child’s progress report sent home. I intend on using the Pinnacle Parent Viewer to access my child’s information for the 2008-2009 school year.”
- Sign and Date at the bottom of the page where requested.

Questions
