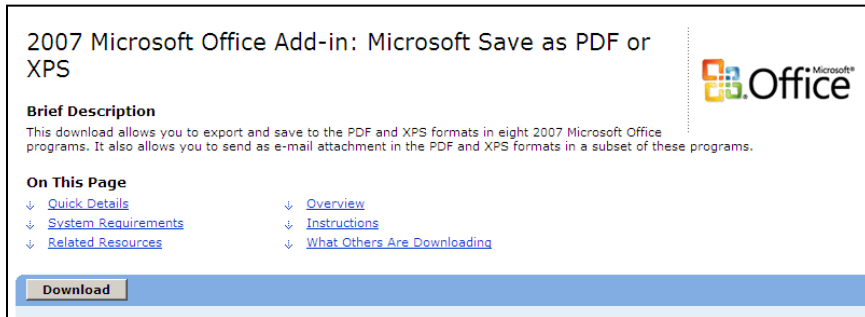


To save a Microsoft Office 2007 file in PDF format, you must first install the **Save as PDF or XPS add-in** for the 2007 Microsoft Office system.

Go to the [Microsoft Save as PDF or XPS Add-in for 2007 Microsoft Office programs](#).

Click the **DOWNLOAD** button.



2007 Microsoft Office Add-in: Microsoft Save as PDF or XPS

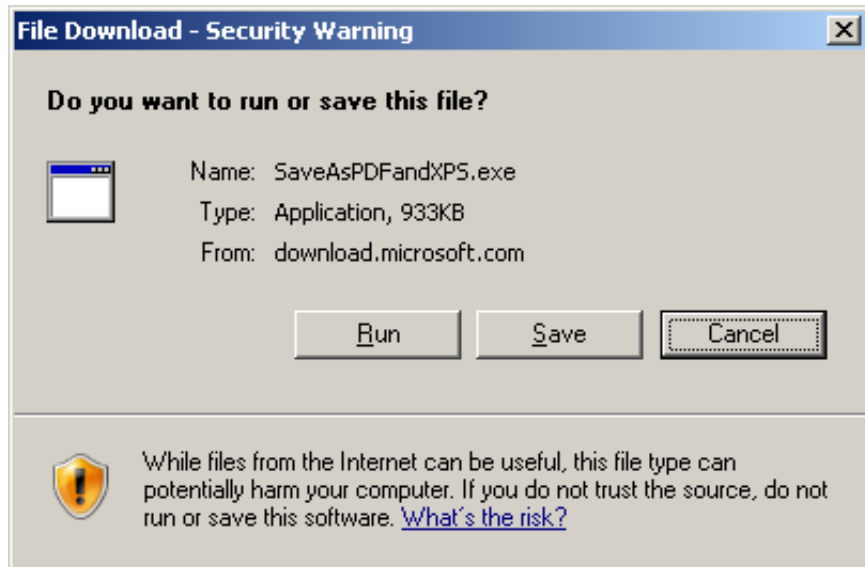
**Brief Description**  
This download allows you to export and save to the PDF and XPS formats in eight 2007 Microsoft Office programs. It also allows you to send as e-mail attachment in the PDF and XPS formats in a subset of these programs.

**On This Page**

- Quick Details
- System Requirements
- Related Resources
- Overview
- Instructions
- What Others Are Downloading

[Download](#)

Click the **RUN** button.



**File Download - Security Warning**

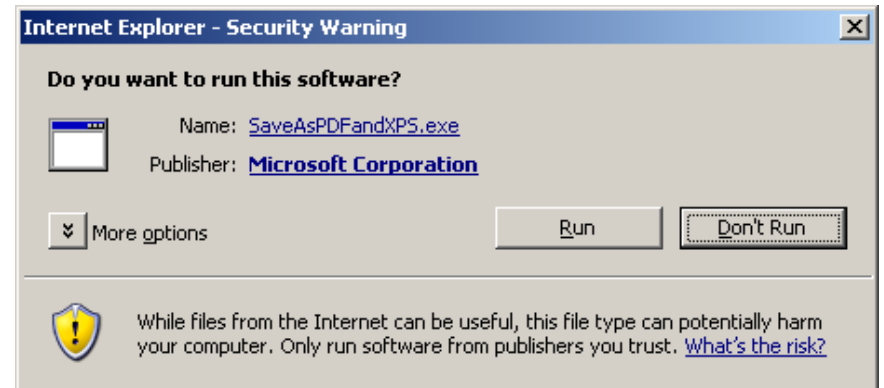
**Do you want to run or save this file?**

Name: SaveAsPDFandXPS.exe  
Type: Application, 933KB  
From: download.microsoft.com

[Run](#) [Save](#) [Cancel](#)

While files from the Internet can be useful, this file type can potentially harm your computer. If you do not trust the source, do not run or save this software. [What's the risk?](#)

Click the **RUN** button.



**Internet Explorer - Security Warning**

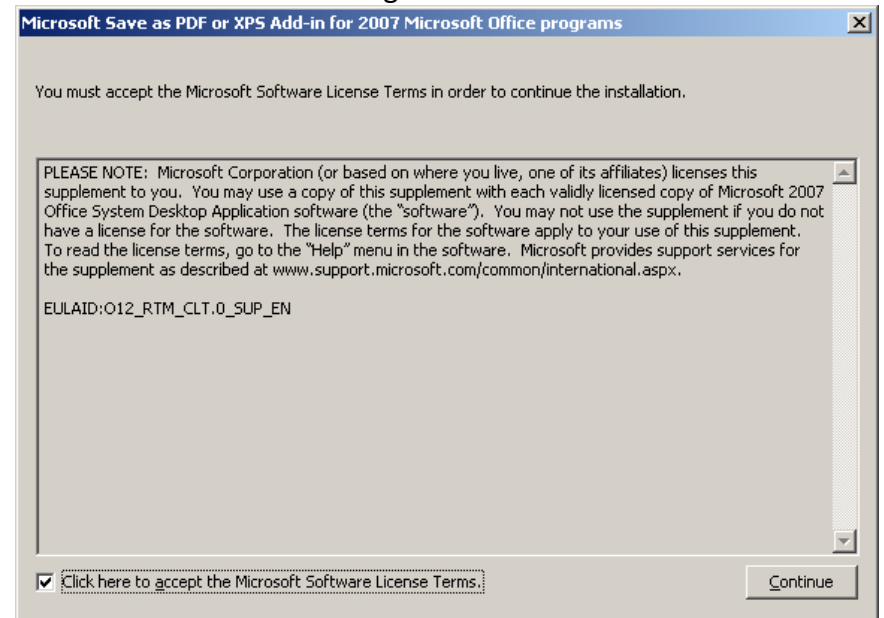
**Do you want to run this software?**

Name: [SaveAsPDFandXPS.exe](#)  
Publisher: [Microsoft Corporation](#)

More options [Run](#) [Don't Run](#)

While files from the Internet can be useful, this file type can potentially harm your computer. Only run software from publishers you trust. [What's the risk?](#)

Check the box in the lower right and click the **CONTINUE** button.



**Microsoft Save as PDF or XPS Add-in for 2007 Microsoft Office programs**

You must accept the Microsoft Software License Terms in order to continue the installation.

PLEASE NOTE: Microsoft Corporation (or based on where you live, one of its affiliates) licenses this supplement to you. You may use a copy of this supplement with each validly licensed copy of Microsoft 2007 Office System Desktop Application software (the "software"). You may not use the supplement if you do not have a license for the software. The license terms for the software apply to your use of this supplement. To read the license terms, go to the "Help" menu in the software. Microsoft provides support services for the supplement as described at [www.support.microsoft.com/common/international.aspx](http://www.support.microsoft.com/common/international.aspx).

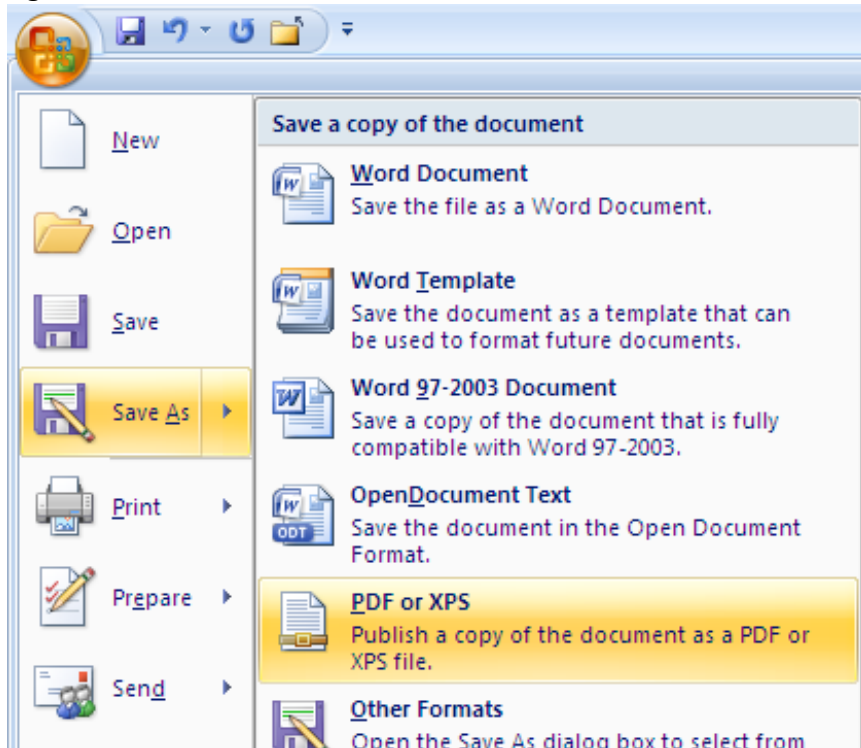
EULAIID:012\_RTM\_CLT\_0\_SUP\_EN

[Click here to accept the Microsoft Software License Terms](#) [Continue](#)

Press the **OK** button.



Go back into your Microsoft Office 2007 program, click on the Office logo, hover over **SAVE AS** and click on **PDF OR XPS**.



Name your file, choose a location to save the file and click the **PUBLISH** button.

