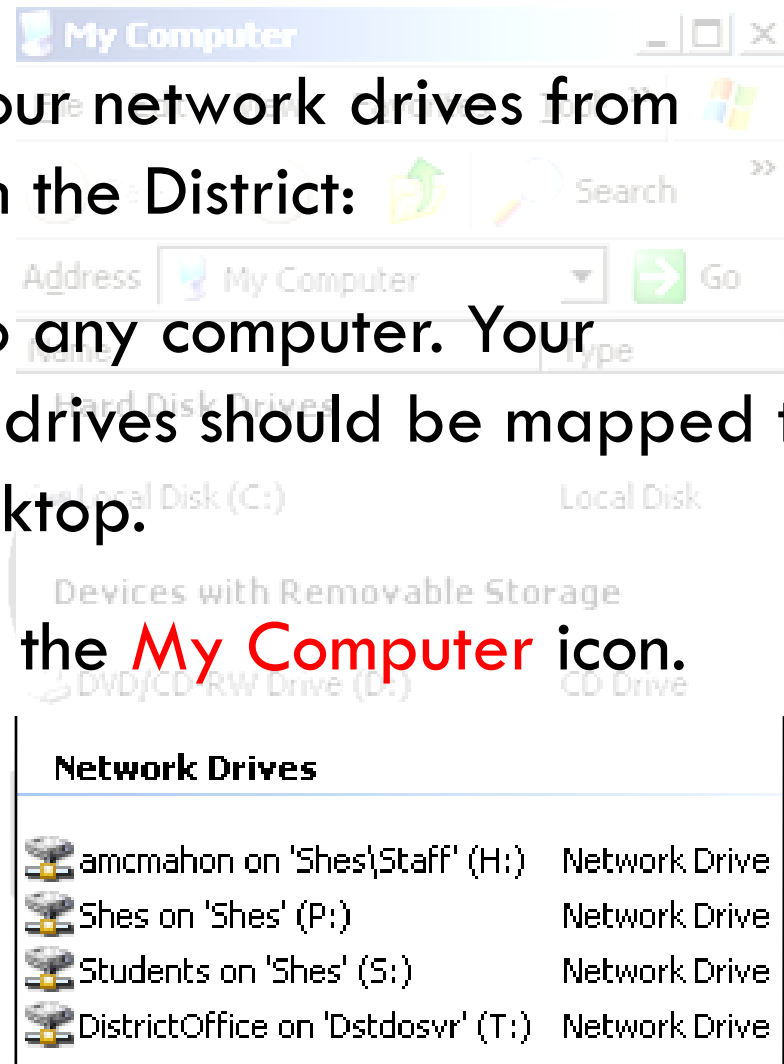
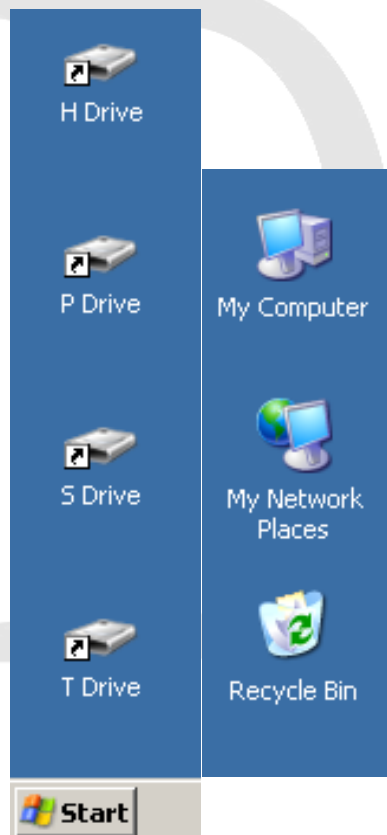


Finding Your Network Drives

To access your network drives from anywhere in the District:

log on to any computer. Your network drives should be mapped to your desktop.

Or open the **My Computer** icon.







Your Network Drives



H: Drive (personal)
P: Drive (school's)
S: Drive (students')
T: Drive (District's)

Network Drives

 amcmahon on 'Shes\Staff' (H:)
 Shes on 'Shes' (P:)
 Students on 'Shes' (S:)
 DistrictOffice on 'Dstdosvr' (T:)